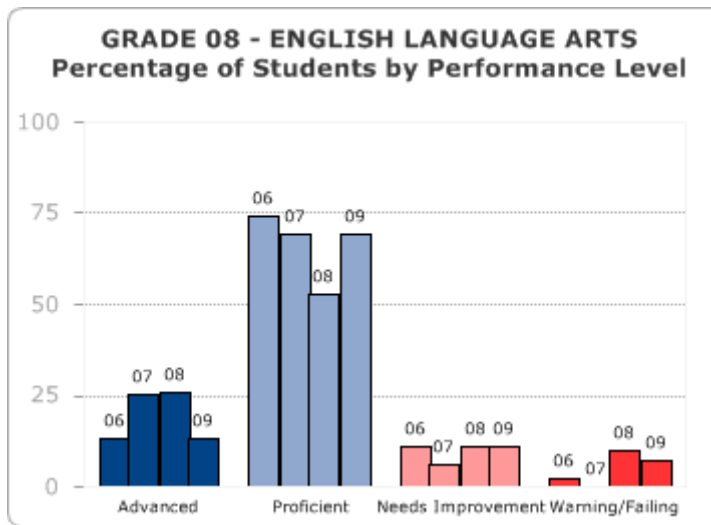


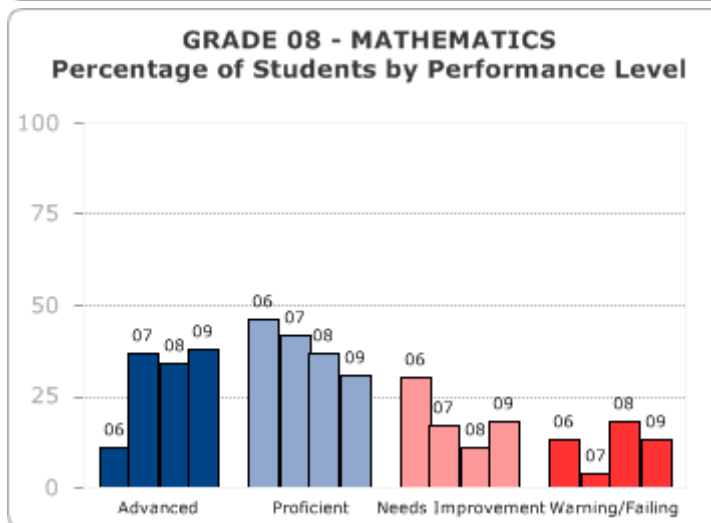
MCAS Annual Comparisons

* **NOTE:** Performance level percentages are not calculated if student group less than 10. Data Last Updated on September 16, 2009

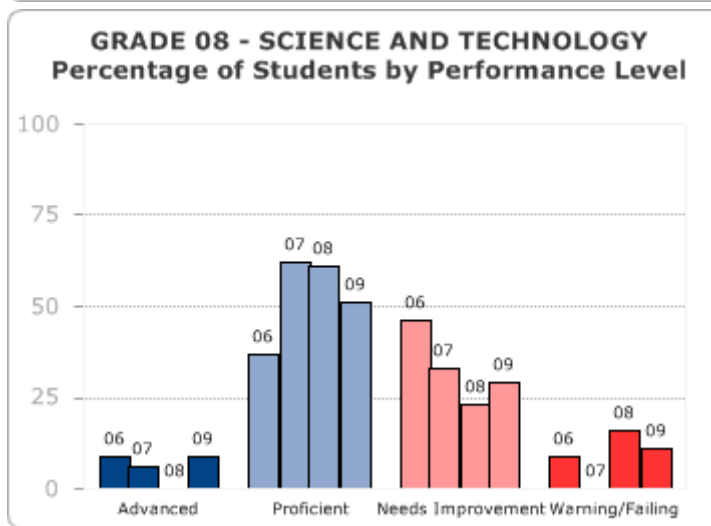
GRADE 08 - ENGLISH LANGUAGE ARTS				
PERFORMANCE LEVEL	2006	2007	2008	2009
ADVANCED	13	25	26	13
PROFICIENT	74	69	53	69
NEEDS IMPROVEMENT	11	6	11	11
FAILING	2	0	10	7



GRADE 08 - MATHEMATICS				
PERFORMANCE LEVEL	2006	2007	2008	2009
ADVANCED	11	37	34	38
PROFICIENT	46	42	37	31
NEEDS IMPROVEMENT	30	17	11	18
FAILING	13	4	18	13



GRADE 08 - SCIENCE AND TECHNOLOGY				
PERFORMANCE LEVEL	2006	2007	2008	2009
ADVANCED	9	6	0	9
PROFICIENT	37	62	61	51
NEEDS IMPROVEMENT	46	33	23	29
FAILING	9	0	16	11

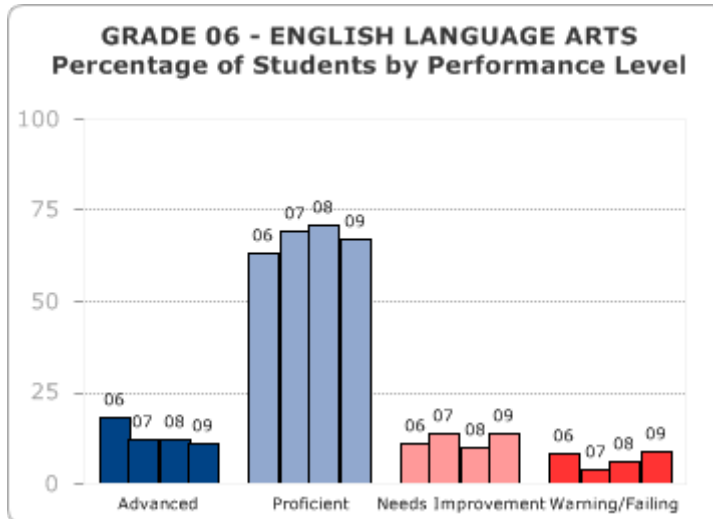
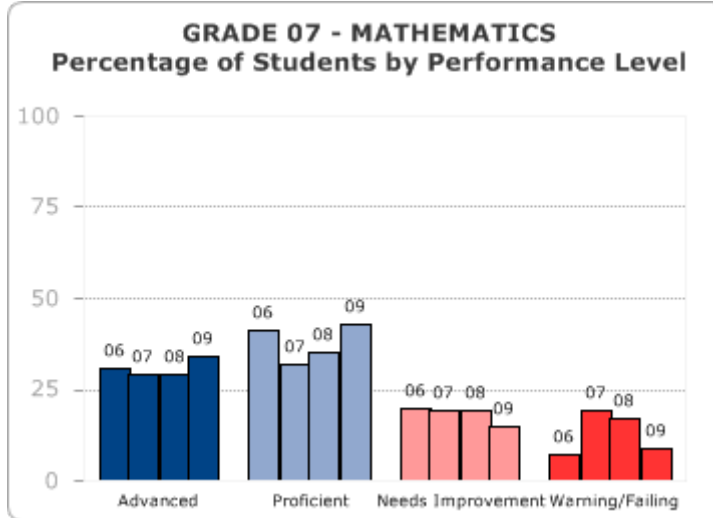
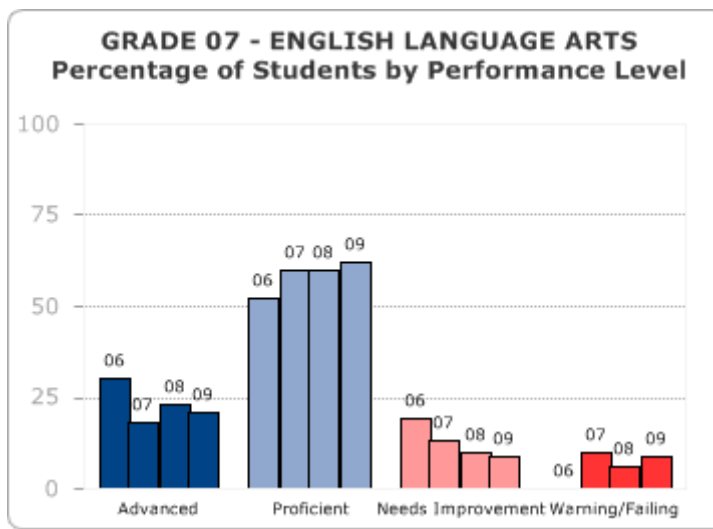


□

GRADE 07 - ENGLISH LANGUAGE ARTS				
PERFORMANCE 2006 2007 2008 2009				
LEVEL				
ADVANCED	30	18	23	21
PROFICIENT	52	60	60	62
NEEDS IMPROVEMENT	19	13	10	9
FAILING	0	10	6	9

GRADE 07 - MATHEMATICS				
PERFORMANCE 2006 2007 2008 2009				
LEVEL				
ADVANCED	31	29	29	34
PROFICIENT	41	32	35	43
NEEDS IMPROVEMENT	20	19	19	15
FAILING	7	19	17	9

GRADE 06 - ENGLISH LANGUAGE ARTS				
PERFORMANCE 2006 2007 2008 2009				
LEVEL				
ADVANCED	18	12	12	11
PROFICIENT	63	69	71	67
NEEDS IMPROVEMENT	11	14	10	14
FAILING	8	4	6	9

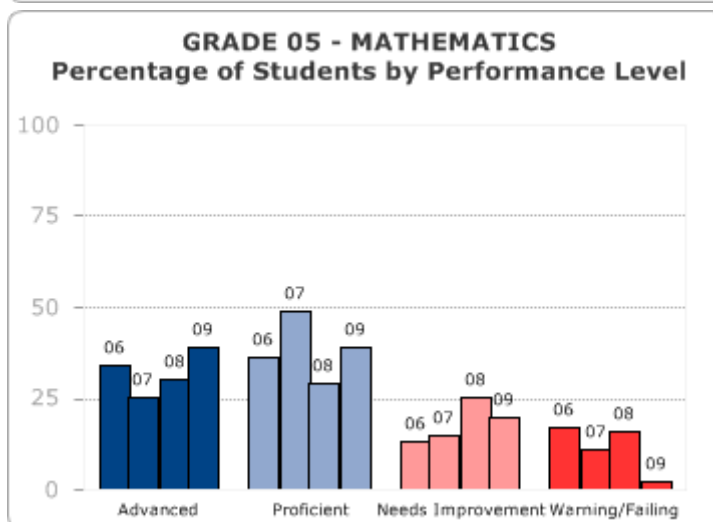
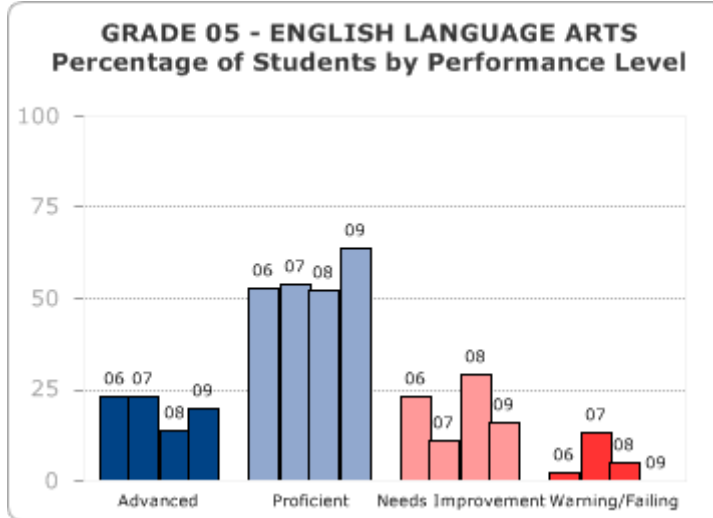
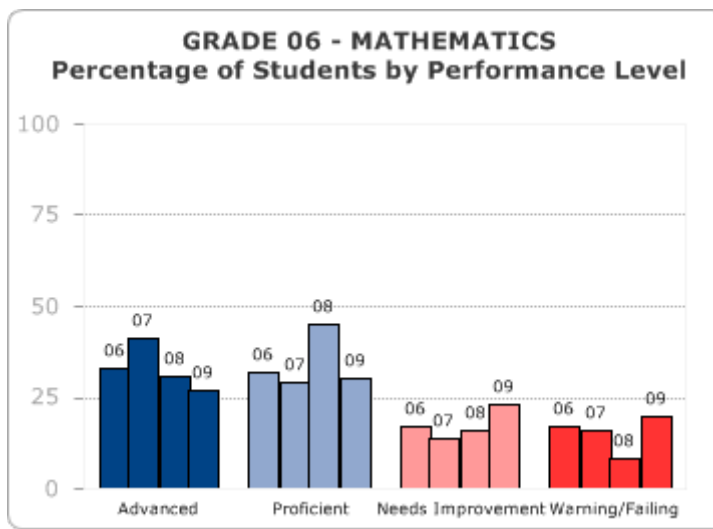


□

GRADE 06 - MATHEMATICS				
PERFORMANCE LEVEL	2006	2007	2008	2009
ADVANCED	33	41	31	27
PROFICIENT	32	29	45	30
NEEDS IMPROVEMENT	17	14	16	23
FAILING	17	16	8	20

GRADE 05 - ENGLISH LANGUAGE ARTS				
PERFORMANCE LEVEL	2006	2007	2008	2009
ADVANCED	23	23	14	20
PROFICIENT	53	54	52	64
NEEDS IMPROVEMENT	23	11	29	16
FAILING	2	13	5	0

GRADE 05 - MATHEMATICS				
PERFORMANCE LEVEL	2006	2007	2008	2009
ADVANCED	34	25	30	39
PROFICIENT	36	49	29	39
NEEDS IMPROVEMENT	13	15	25	20
FAILING	17	11	16	2

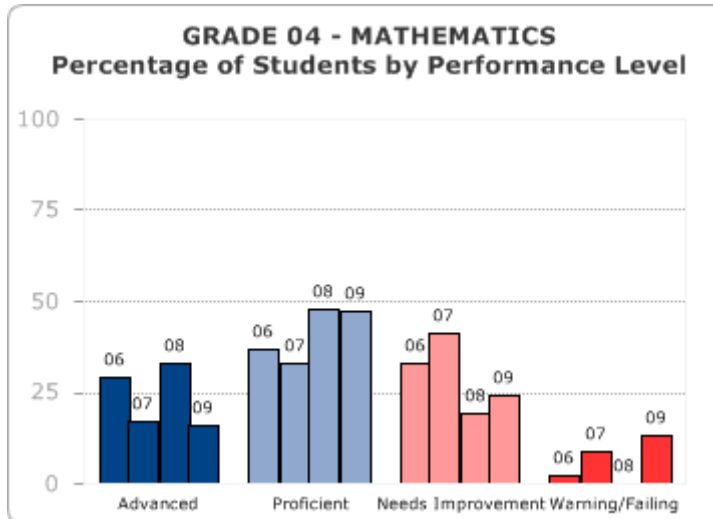
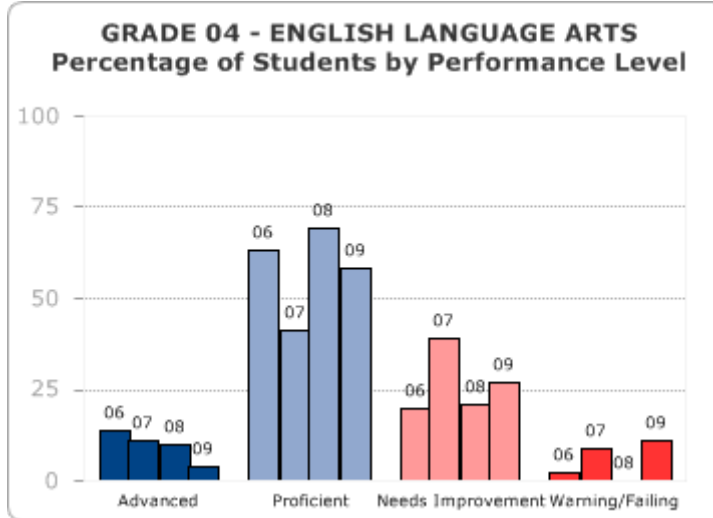
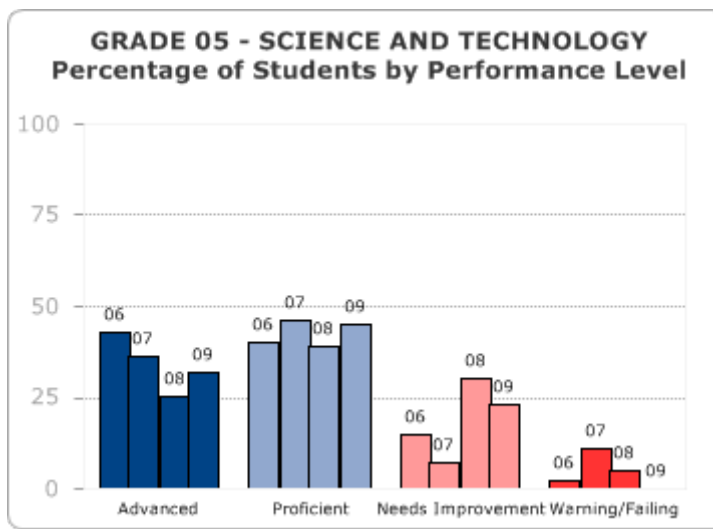


□

GRADE 05 - SCIENCE AND TECHNOLOGY				
PERFORMANCE 2006 2007 2008 2009				
LEVEL				
ADVANCED	43	36	25	32
PROFICIENT	40	46	39	45
NEEDS IMPROVEMENT	15	7	30	23
FAILING	2	11	5	0

GRADE 04 - ENGLISH LANGUAGE ARTS				
PERFORMANCE 2006 2007 2008 2009				
LEVEL				
ADVANCED	14	11	10	4
PROFICIENT	63	41	69	58
NEEDS IMPROVEMENT	20	39	21	27
FAILING	2	9	0	11

GRADE 04 - MATHEMATICS				
PERFORMANCE 2006 2007 2008 2009				
LEVEL				
ADVANCED	29	17	33	16
PROFICIENT	37	33	48	47
NEEDS IMPROVEMENT	33	41	19	24
FAILING	2	9	0	13



□

GRADE 03 - ENGLISH LANGUAGE ARTS				
PERFORMANCE 2006 2007 2008 2009				
LEVEL				
ABOVE PROFICIENT	21	26	19	18
PROFICIENT	42	64	51	58
NEEDS IMPROVEMENT	32	10	21	22
FAILING	6	0	9	2

GRADE 03 - MATHEMATICS				
PERFORMANCE 2006 2007 2008 2009				
LEVEL				
ABOVE PROFICIENT	11	31	30	31
PROFICIENT	60	64	44	49
NEEDS IMPROVEMENT	19	5	14	13
FAILING	9	0	12	7

